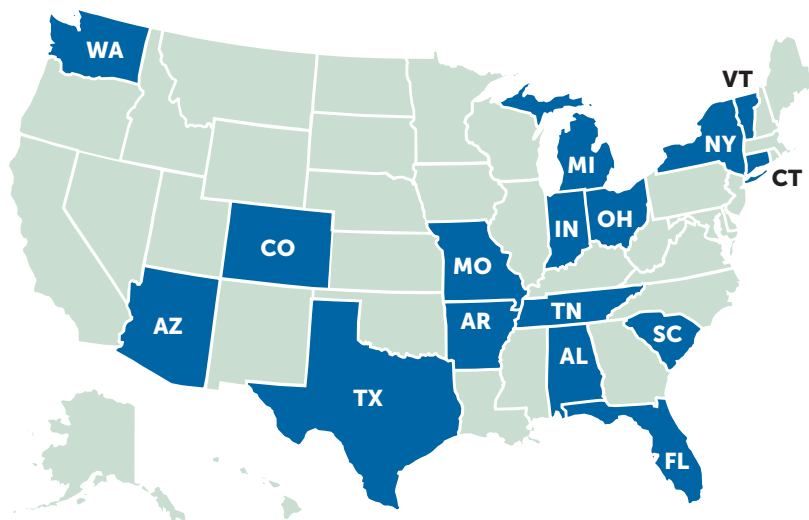


## Inputs and Outcomes: PREP Programs Serving Youth in Foster Care

PREP grantees and their program providers are encouraged to serve highly vulnerable populations, including youth in foster care, youth in adjudication systems, homeless or runaway youth, pregnant or parenting youth, lesbian, gay, bisexual, transgender, and questioning (LGBTQ) youth, youth in residential treatment for mental health issues, and youth who have trouble speaking or understanding English.

**Forty-six programs**  
**across 16 states** primarily  
served youth in foster care.  
These programs reached over  
**5,000 youth** annually.<sup>a</sup>

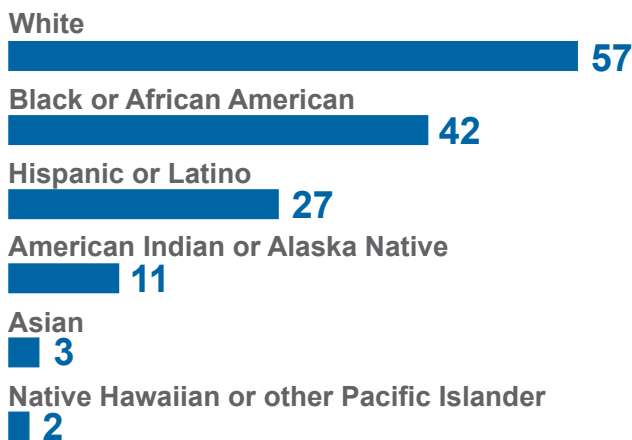


<sup>a</sup> Programs that “primarily served” a highly vulnerable population are those that reported that at least half of the youth they served were from a specific highly vulnerable population. Program data do not identify whether each individual participant is or is not from a highly vulnerable population.

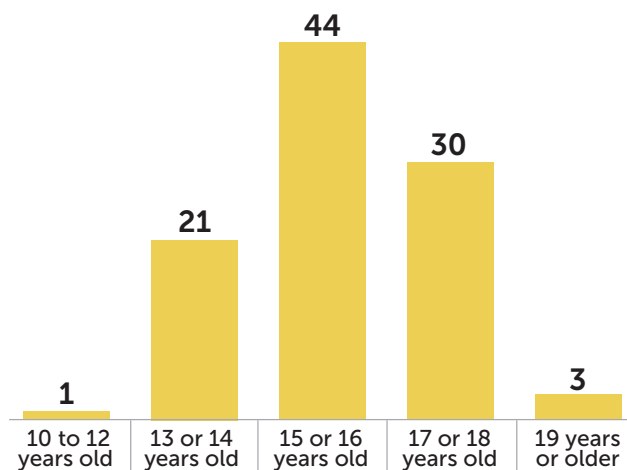
**45 percent of participants in these programs were served in foster care settings. Programs serving primarily youth in foster care also operated in other settings, such as community based organizations and schools.**

### Demographic characteristics of participants in programs primarily serving youth in foster care

Racial and ethnic composition of youth (percentage)



Age distribution of youth (percentage)



Note: Percentages sum to more than 100 percent because youth could select more than one race or ethnicity.

**Programs serving primarily youth in foster care include many youth who have engaged in risky sexual behavior**

**67 percent<sup>1</sup> of youth have been sexually active**

Of these youth, **27 percent<sup>2</sup>** had ever been **pregnant** or gotten someone pregnant

<sup>1</sup> compared to 41 percent of high school-age youth nationally and 42 percent of high school-age participants in all PREP programs


<sup>2</sup> compared to 18 percent of high school-age participants in all PREP programs



Of youth who had sex in the past 3 months, **53 percent<sup>3</sup>** did not reliably use any **birth control** and **53 percent<sup>4</sup>** did not reliably use **condoms** before participating in PREP

<sup>3</sup> compared to 39 percent of high school-age participants in all PREP programs

<sup>4</sup> compared to 28 percent of high school-age participants in all PREP programs



Participants in programs primarily serving youth in foster care reported positive outcomes as a result of their participation in PREP programs

**Sexual behavior intentions for the next six months (percentage)**

Less likely to have sexual intercourse **37**

More likely to use birth control (among those indicating they might have sex) **72**

More likely to use a condom (among those indicating they might have sex) **76**

**Perceptions of program quality (percentage)**

Felt respected as people during the program **86**

Material presented was clear **89**

Discussions or activities helped them learn program lessons **71**

Had a chance to ask questions **82**

Programming was interesting **76**

**Source:** 2014–2015 PREP participant entry and exit survey and attendance, reach, and dosage data reported by SPREP, TPREP, and CPREP grantees.

Contract Number: HHSP23320110011YC

This brief is in the public domain. Permission to reproduce is not necessary. Suggested citation: Murphy, Lauren, Susan Zief, and Lara Hulseley (2018). "Personal Responsibility Education Program (PREP) Snapshot -- Input and Outcomes: PREP Programs Serving Youth in Foster Care." OPRE Report # 2018-46, Washington, DC: Office of Planning, Research and Evaluation, Administration for Children and Families, U.S. Department of Health and Human Services.

The views expressed in this publication do not necessarily reflect the views or policies of the Office of Planning, Research and Evaluation, Family and Youth Services Bureau, the Administration for Children and Families, or the U.S. Department of Health and Human Services.

This report and other reports sponsored by the Office of Planning, Research and Evaluation are available at <http://www.acf.hhs.gov/programs/opre>.