



Recruiting and Serving Youth in the Juvenile Justice System and Foster Care

Presenters: Lynette Tannis, Ed.D. & Bill Hancock, M.S.

Presented: July 23, 2020



ADMINISTRATION FOR
CHILDREN & FAMILIES

FYSB Family & Youth
Services Bureau

**Adolescent Pregnancy
Prevention Program**



Moderator

Connie Huber, MPH, Ph.D.
Public Strategies

Presenters



Lynette Tannis, Ed.D.



Bill Hancock, M.S.

Objectives

- Understand why grantees should target youth involved with the juvenile justice system and those who are in foster care
- Identify parts of a successful program model that serves youth involved with the juvenile justice system and those who are in foster care
- List ways to recruit these two underserved populations

Welcome!

Introduce yourself in the chat box

Please share:

1. Name
2. State/territory, tribe, organization
3. One question you have about recruiting or serving foster youth or youth in the juvenile justice system

Who are we talking about?

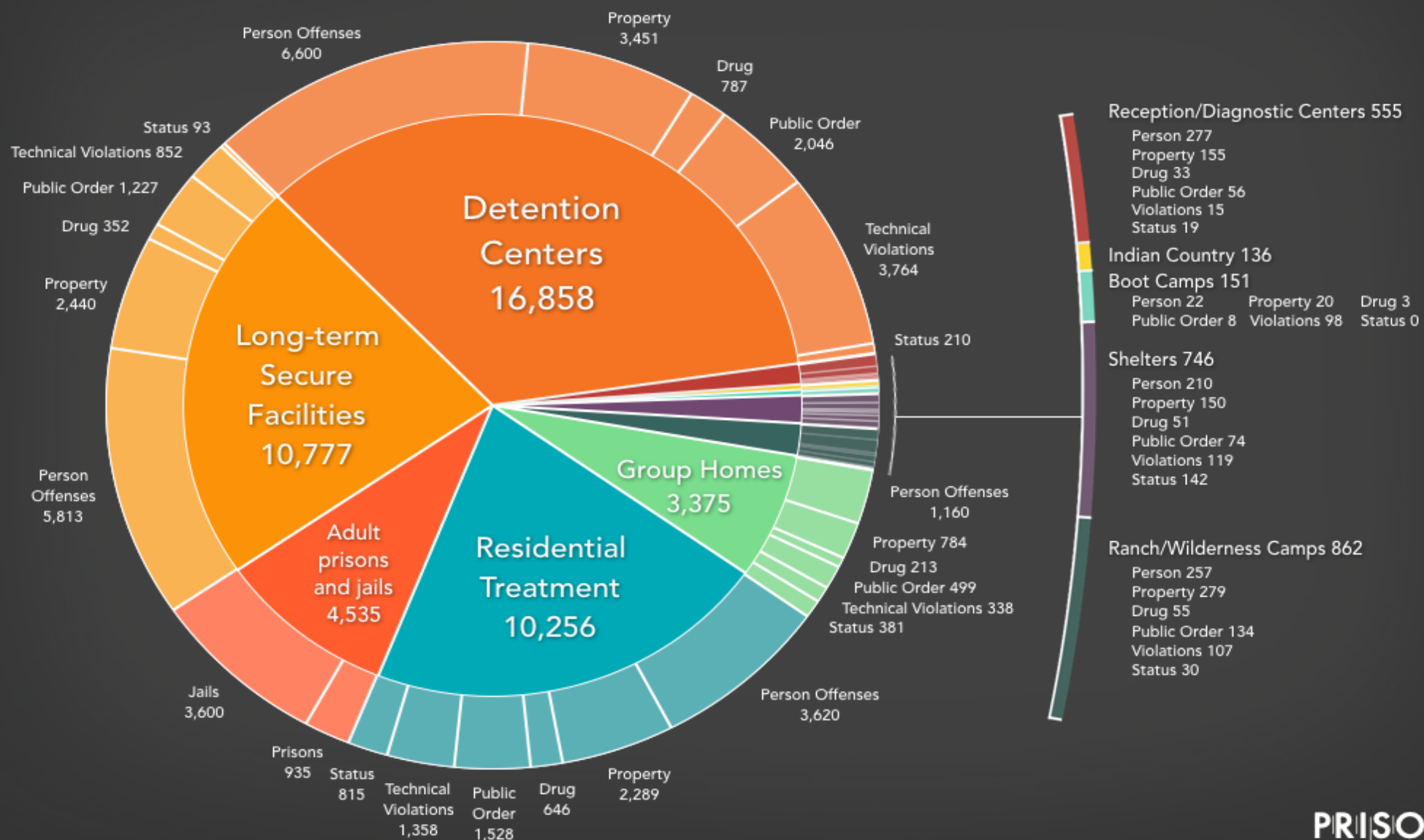
Historically underserved youth involved in the juvenile justice system or in foster care

Poll Question

Are you already serving one or more of these populations?

How many youth are locked up in the United States?

Every day, over 48,000 youth are held in facilities away from home as a result of juvenile or criminal justice involvement.



Juvenile Justice Numbers/Stats

What do these numbers represent?

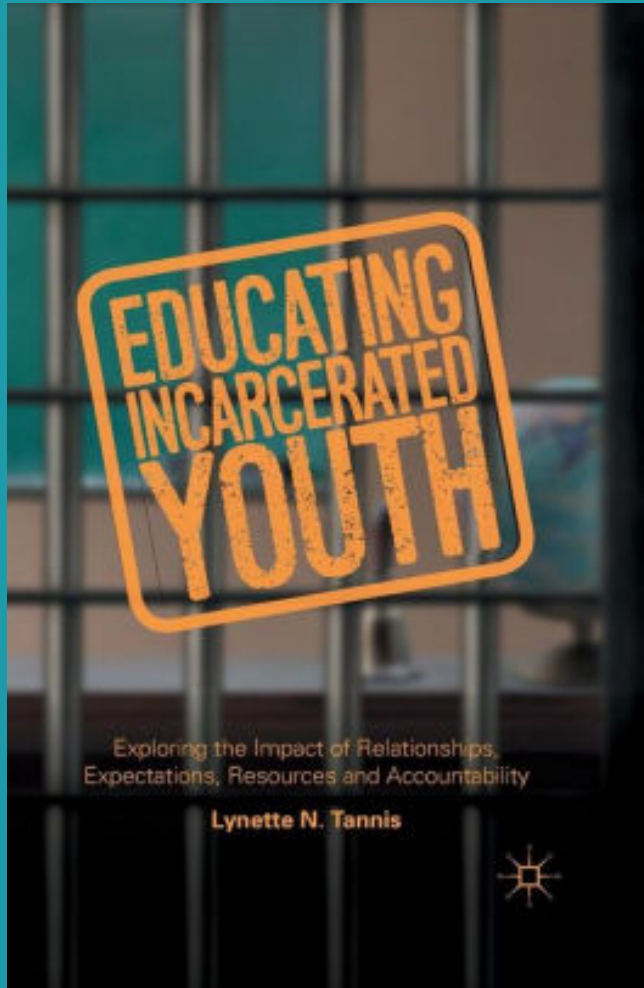
National Juvenile Justice Numbers	
1,100,000	68
48,000	65
76	46
70	4

Juvenile Justice Numbers/Stats

- More than **1,100,000** juvenile cases handled in U.S. juvenile courts (Hockenberry & Puzanchera, 2015)
- Approximately **48,000** youth are held in facilities away from home on any given day (Prison Policy Initiative, 2019)
- **76%** of girls held in facilities away from home indicated they were sexually active, compared with 48% of girls in high school (Leve, Chamberlain, & Kim, 2016)
- An estimated **70%** of these youth have a disability (Mader & Butrymowicz, 2014)

Juvenile Justice Numbers/Stats

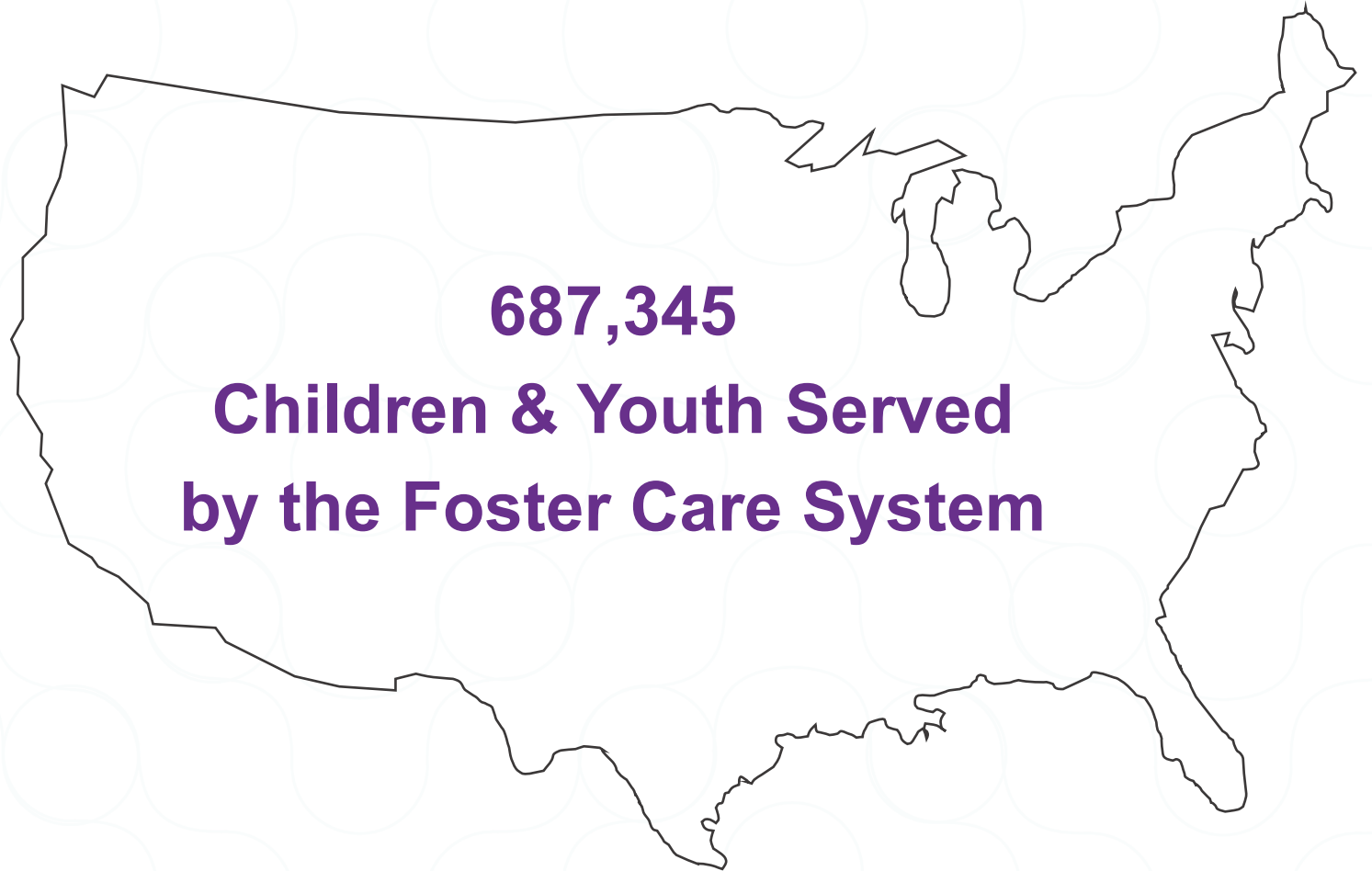
- **68%** of youth held in facilities away from home are children of color (The Sentencing Project, 2016)
- **65%** of facilities provided an educational program for youth in these facilities (Read & O’Cummings, 2011)
- **46%** of these youth reported receiving services outlined in their Individualized Education Plans (IEPs) (Read & O’Cummings, 2011)
- Youth with foster care experience are **4 times** more likely to be detained in facilities away from home (Alltucker, et al., 2006)



Juvenile Justice Successful Program Model

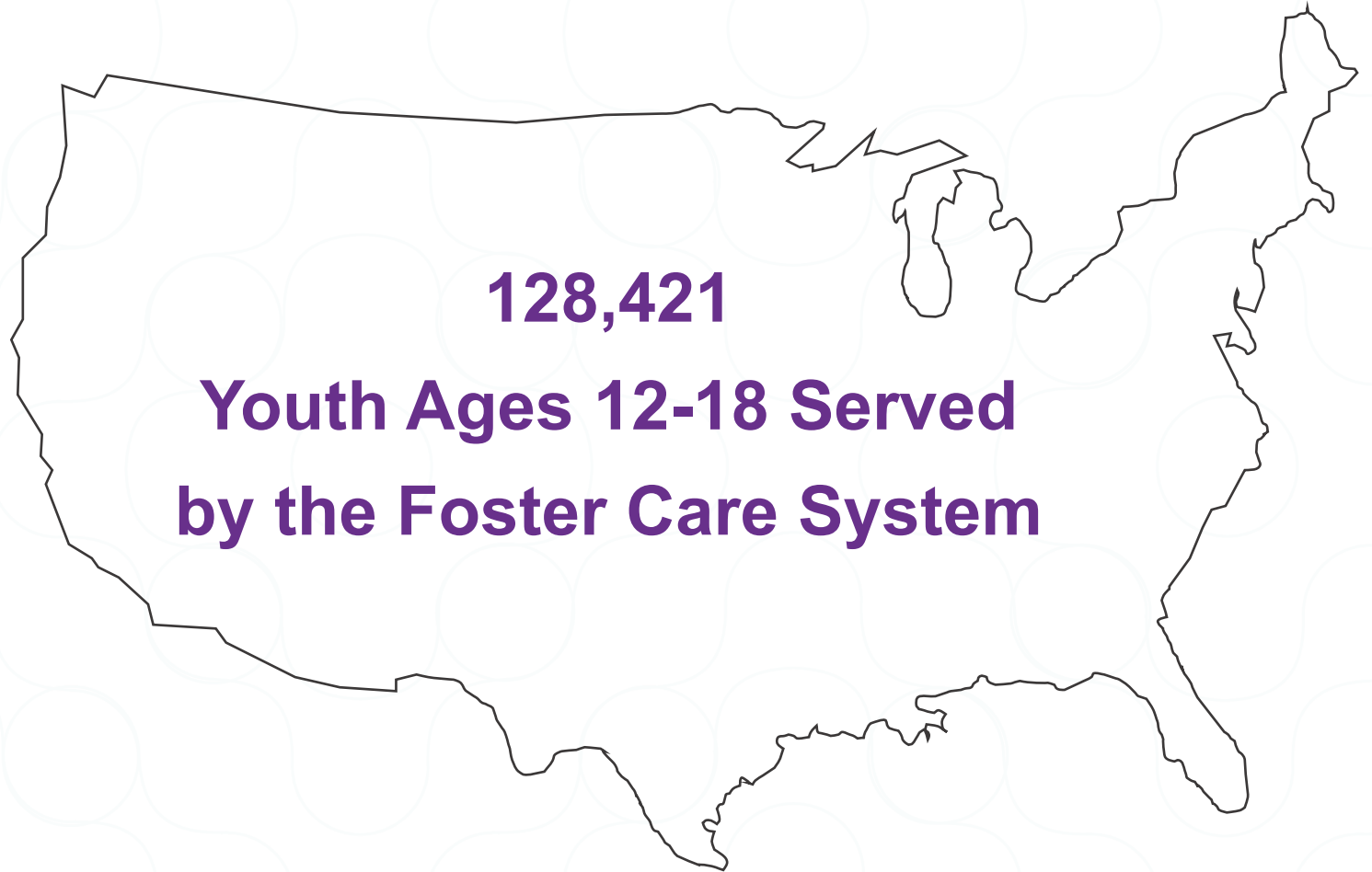
- Relationships
- Expectations
- Resources
- Accountability

Foster Youth Numbers in 2018



U.S. Department of Health and Human Services, Administration for Children and Families,
Administration on Children, Youth and Families, Children's Bureau, <https://www.acf.hhs.gov/cb>;
<https://www.acf.hhs.gov/sites/default/files/cb/afcarsreport26.pdf> (2019)

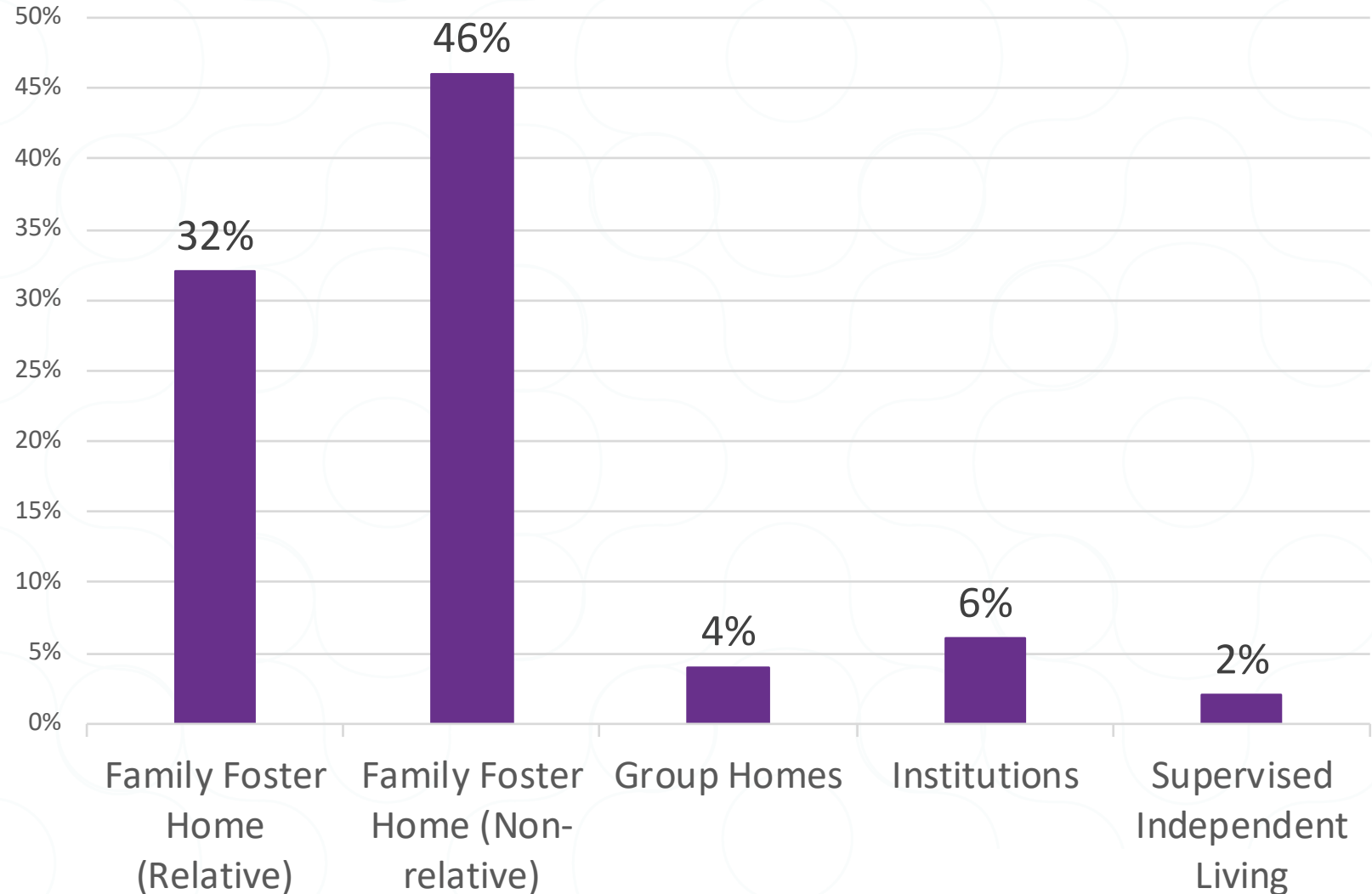
Foster Youth Numbers in 2018



U.S. Department of Health and Human Services, Administration for Children and Families,
Administration on Children, Youth and Families, Children's Bureau, <https://www.acf.hhs.gov/cb>;
<https://www.acf.hhs.gov/sites/default/files/cb/afcarsreport26.pdf> (2019)

Placement Settings: Why Youth Enter Care

Neglect is the number one reason children are removed, followed by abuse and parental drug and alcohol use.



U.S. Department of Health and Human Services, Administration for Children and Families, Administration on Children, Youth and Families, Children's Bureau, <https://www.acf.hhs.gov/cb>; <https://www.acf.hhs.gov/sites/default/files/cb/afcarsreport26.pdf> (2019)

Unique Needs of Adolescents in Foster Care

- 160,000 adolescents live in foster care
- 22%, or 35,200, are age 13 or older
- 20,500 youth are emancipated each year
- 25% of emancipated youth are incarcerated within 2 years
- Only 50% graduate from high school
- Another 19,000 foster youth per year apply for emancipation

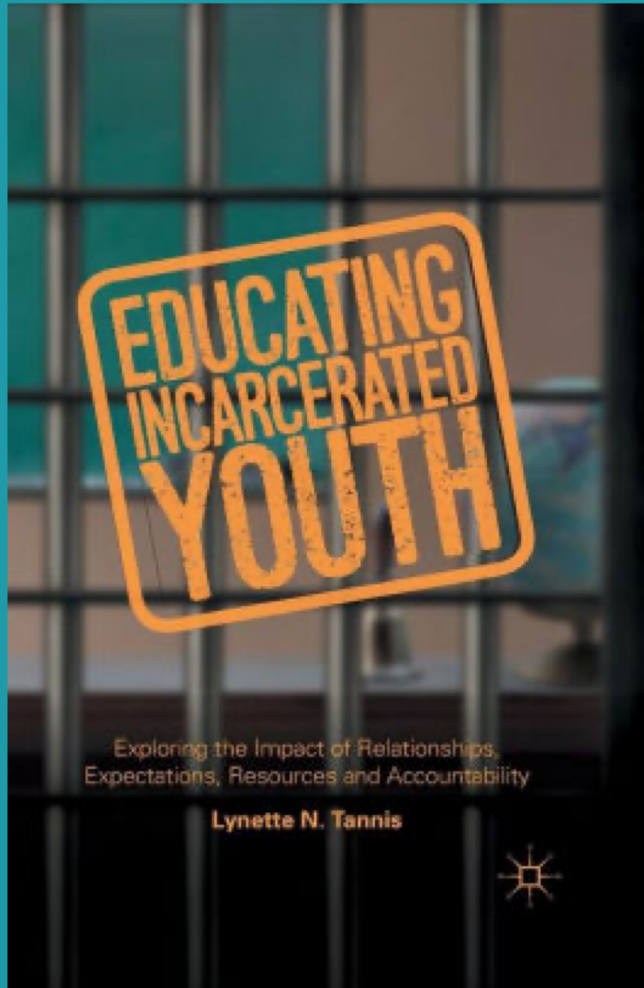
The Foster Care to Prison Pipeline: What it is and How it Works

57.1% of young people who were in both foster care and the juvenile justice system experience incarceration within six years of exiting care, as compared to 14.7% of all NYC foster alumni.

Outcomes for Foster Children | Sexual Health Behaviors

- 71% of women who have been in foster care become pregnant before age 21
- 62% more than once, compared to 33% of all 21-year-olds

How Can I Make A Difference?



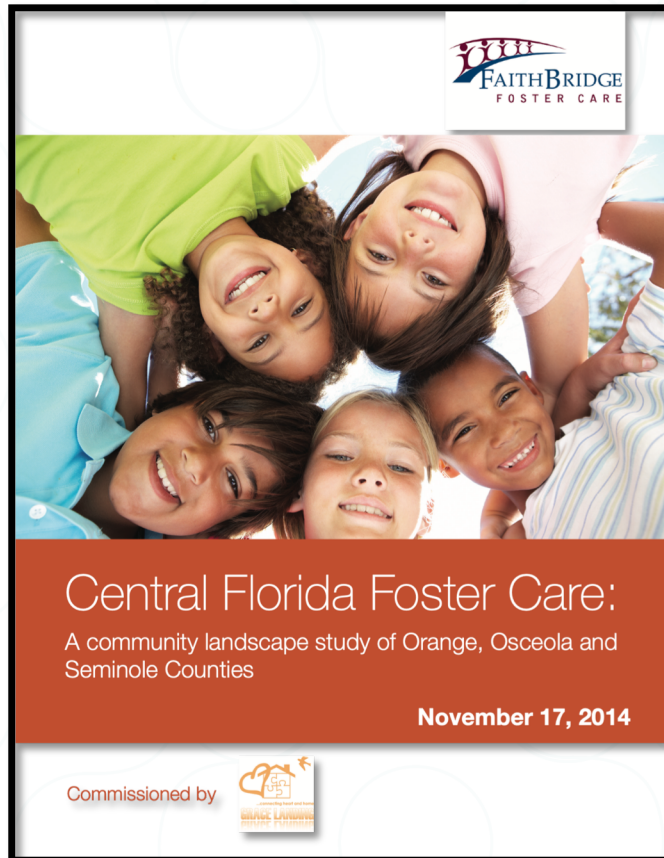
Juvenile Justice Outreach Efforts

- Relationships
- Expectations
- Resources
- Accountability

What Do Foster Youth Need to Thrive as Adults?

- Safe, stable, and permanent family relationship with caring adults
- Meaningful multigenerational community connections/relationships
- Enough foster families equipped to serve foster youth unique needs
- Avoid traditional peer group housing (residential group homes)
- Access to Independent Living Programs and Life Skills Training
- Provide Sexual Risk Avoidance Education in context of safe families and meaningful community

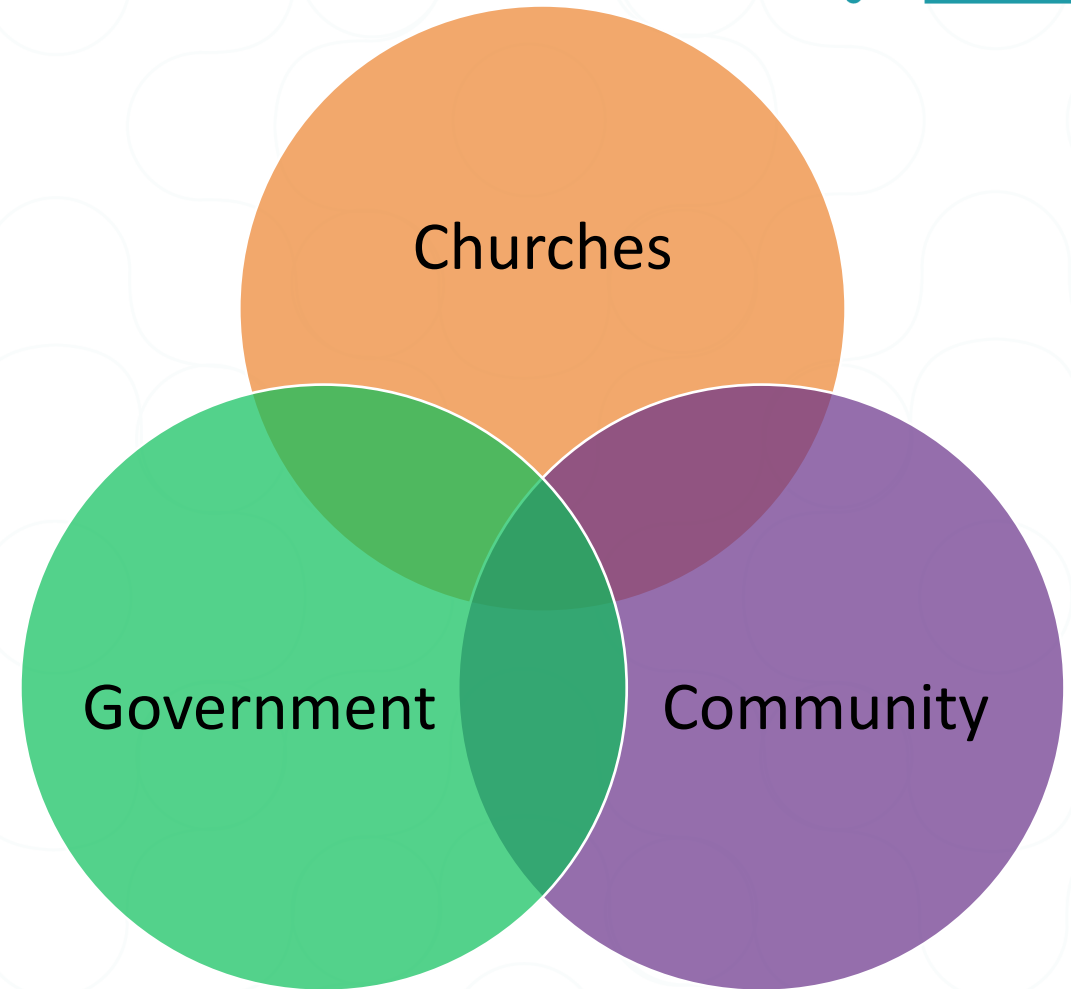
How Can I Reach, Recruit, and Retain Foster Youth: Conduct a Local Foster Care Landscape Study



Central Florida Landscape Study; Bill R. Hancock, (2018): <https://compact.family/compacare.html>; Proof of Concept Report, Bill R. Hancock, (2014); Reports Available upon request. me@billrhancock.com

Methodology

- Step 1: Identify Stakeholders
- Step 2: Interview Stakeholders
- Step 3: Report to Stakeholders



3 Lenses

Step 1: Identify 8 Key Stakeholders

- Child Protective Service Agency
- Foster Parents Associations
- Foster Family Support Agencies
- Foster Family Bridge Organization
- Foster Youth Group Homes and Mentoring Organizations
- Faith and Community Organizations
- Local Government Officials
- Foster Care Licensing and Training agencies

Step 2: Interview Key Stakeholders

- Contact your state and county child protective service agencies
 - Agencies names differ by state but have similarities, like:
 - CPS (Child Protective Services)
 - DCS (Department of Children Services)
DCF (Department of Children and Families)
- Google your state name (i.e. Florida Foster Care Agency), and it will be the top of your search

Report Back to Stakeholders

Study Report Components

11 Leading Social Indicators

1. Children in poverty
2. Children in single parent households
3. Low birth weight
4. Teens not in school and not working
5. Teen pregnancy
6. Child abuse and neglect

Report Back to Stakeholders

Study Report Components

11 Leading Social Indicators

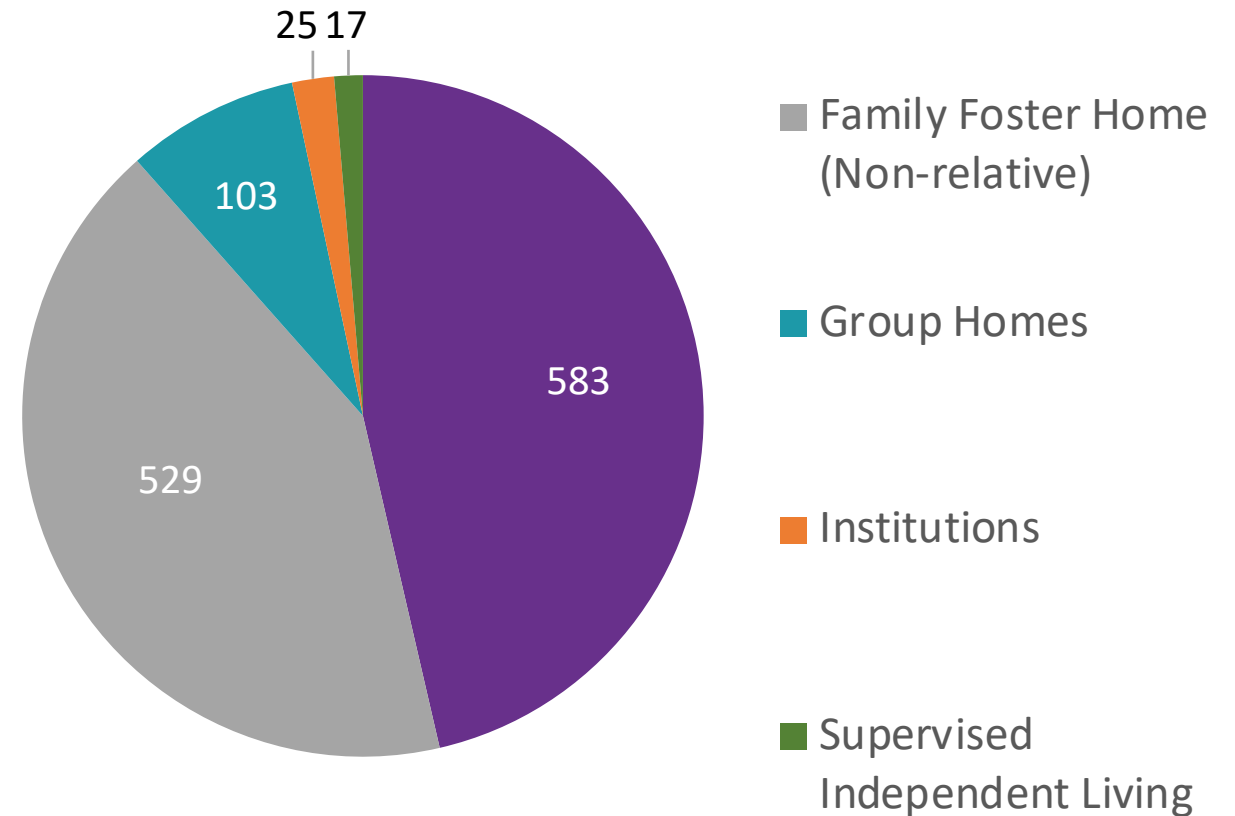
7. Unemployment rate (major employers/middle class)
8. People without high school diploma
9. Per capita income in past 12 months (Community Economic Health Middle Class)
10. Students eligible for free or reduced lunch
11. Students not graduating on time/graduation rates

Understanding Your Local System Of Care: Where Are Your Local Foster Youth? Where Do You Fit?

Example from Orange County, FL
Oct. 2018-Sept. 2019

- Total children served in Foster Care = 2,016
- Total children in care as of Sept. 2019 = 1,297

Chart does not include runaway youth or youth in pre-adoptive homes.



Insights From The Field



What are some of the most challenging aspects you experience when targeting and serving underserved youth in your community?

If your program is serving youth in foster care or involved in the juvenile justice system, which phase are you in—preparation, implementation, or Continuous Quality Improvement (CQI)?

QUESTIONS



PRESENTED BY



SRAETTA

Sexual Risk Avoidance Education
Training and Technical Assistance



ADMINISTRATION FOR
CHILDREN & FAMILIES

FYSB Family & Youth
Services Bureau

Adolescent Pregnancy
Prevention Program

CONTACT INFORMATION

Connie Huber, MPH, Ph.D.

Connie.Huber@publicstrategies.com

Lynette Tannis, Ed.D.

Lynette_tannis@gse.harvard.edu

Bill Hancock, M.S.

me@billrhancock.com