



SRAETTA

Sexual Risk Avoidance Education
Training and Technical Assistance

Reach Them Before You Teach Them: Foundations of Effectively Relating to Students

RONALD LEE, JR., SRAS & TRACEY PIKE, SRAS

The Yunion and Ascend

February 25, 2021



ADMINISTRATION FOR
CHILDREN & FAMILIES **FYSB** Family & Youth
Services Bureau

The views expressed in written training materials, publications, or presentations by speakers and moderators do not necessarily reflect the official policies of the department of Health and Human Services; nor does mention of trade names, commercial practices, or organizations imply endorsement by the U.S. Government.



Ronald Lee, Jr.

The Yunion

Ronald has more 20 years of experience serving youth and families in Metro Detroit, MI.

As The Yunion's Program Coordinator, Ronald is dedicated to countering the negative cultural influences that misdirect the lives of youth.



Tracey Pike

Ascend

Tracey serves as the Executive Director of Ascend.

With more than 20 years experience authoring and teaching Sexual Risk Avoidance curricula, Tracey has dedicated her career to helping youth reach their full potential.



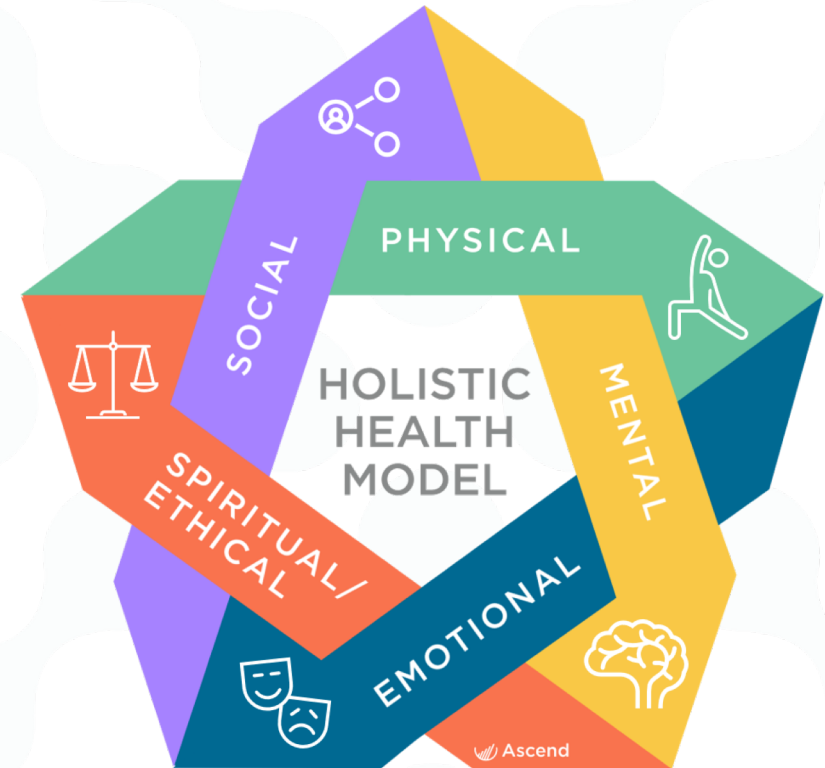
Objectives:

- Explore effective classroom communication dynamics
- Expand your holistic approach in presenting and answering questions
- Build positive student and teacher relationships



Holistic Health As a Framework

A holistic health approach considers the whole person, including the social, physical, mental, emotional, and spiritual/ethical aspects of an individual's life.



Effective Classroom Communication Dynamics



A Successful Presentation Begins with YOU

Mentally: Establish your purpose to love and support students — use your program to do it.

Emotionally: Set aside personal drama — students deserve your full and focused attention.

Physically: Bring your energy. Get plenty of sleep, plenty of water, and know your energy limits.

Socially: Build relationship trust with teachers and students by being authentic.

Ethically: Present the facts and leave your opinions at the door. Check self for bias.

Know Your Audience

Your audience includes all host staff:

- Front office staff
- Hosting teacher
- Other administrators

Your audience includes the students and, indirectly, their parents/trusted adults.



Know Your Audience

Ask host if there are any special needs/situations of students that you should know prior to presenting.

Keep current on culture trends.

Use diverse presentation skills to address differentiated learning styles.



Use Differentiated Instruction

- Visual
- Physical
- Logical
- Social
- Solitary
- Audiological
- Verbal



Connecting Through Presenting

Know your material.

Use storytelling.

Be energetic and expressive.

Practice, practice, practice.

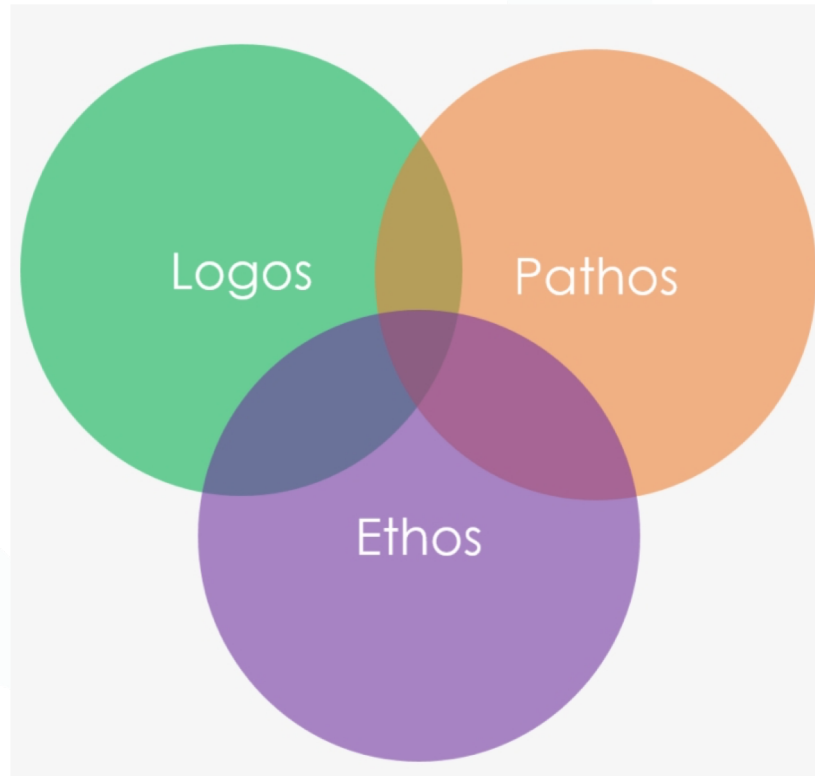
- Practice with words.
- Practice with equipment.
- Practice with people.



Answering Questions with a Holistic Approach



Use Aristotle's Rhetorical Theory of Communication to Respond to Questions



Logos – **logical** appeal used for reasoning (always use most recent, medically accurate data)

Pathos – **emotional** appeal used to persuade (storytelling)

Ethos – **ethical** appeal used to build credibility/trust (what qualifies you)

Responding to Questions

If question is focused on **logos**,
respond with emphasis on **pathos**,
ethos.

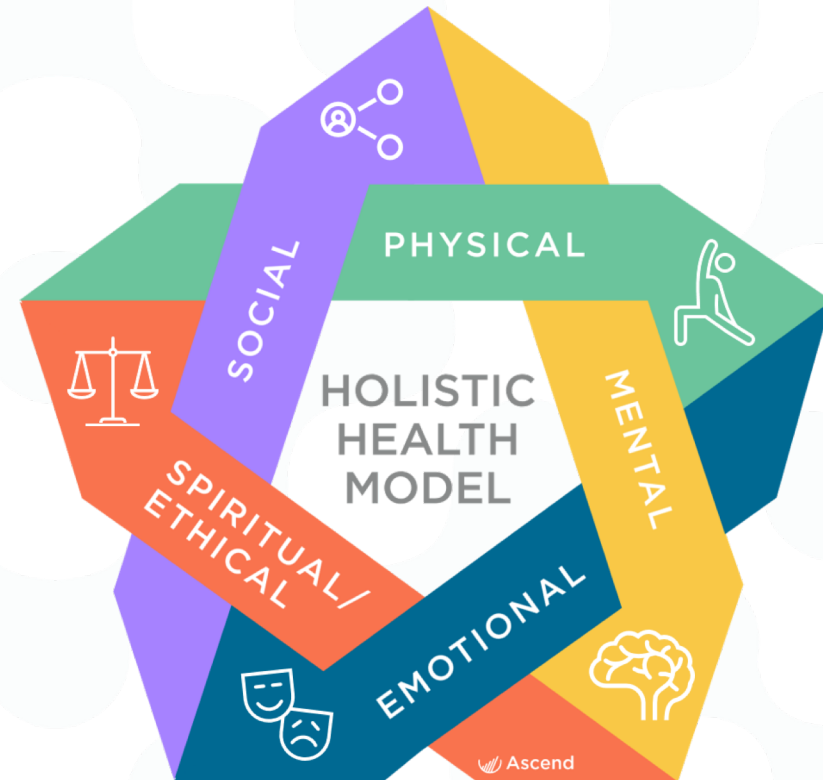
If question is focused on **pathos**,
respond with emphasis on **logos**,
ethos.

If question is focused on **ethos**,
respond with emphasis on **logos**,
pathos.



Employ Social Emotional Learning Strategies

- Focus on self-awareness
- Self-manage responses
- Focus on social awareness through empathy and understanding
- Employ social management skills by dealing effectively with conflict or misunderstandings



Building Positive Teacher/ Student Relationships



A presentation is as effective as the relationship with the host is strong

- Teacher buy-in of presenter or program may make or break student acceptance of the message.
- Demonstrate a genuine interest in partnership with teachers.
- Convey host expectations clearly to ensure successful presentations.



Convey Host Expectations for a Successful Presentation

May include asking the host to:

- Check the school calendar for events such as field trips and school pictures to ensure presentations are not interrupted.
- Remain present in the classroom at all times as the authority.
- Prep the room in which the program will be presented by making sure desks and seats are facing a white board or wall.
- Share protocol regarding reporting incidents according to policies and procedures.

Convey Host Expectations for a Successful Presentation

May include asking the host to:

- Provide an empty A.V. cart or table on which the presenter will place his or her equipment and supplies.
- Provide any equipment, screens, cables, speakers, extension cords, lapel mic, etc., of which you do not plan to bring yourself as the presenter.
- Be specific regarding lumens (brightness/clarity) of projector; 3,200 lumens minimum are suggested so lights do not have to be dimmed.

Be Culturally Competent

- Understand different cultural perspectives and how they may differ from your own.
- Respect diversity.
- Express high expectations for all.
- Develop skills to convey key concepts without compromising the message.

Building Positive Relationships with Students

DO

- State facts
- Ask questions
- Be open-minded
- Win the life

DON'T

- Don't over-convince
- Don't be offended
- Don't try to win friends
- Don't try to win the argument

Presenter Contact Information

Ronald Lee, Jr.

rleejr@theyunion.org

Tracey Pike

info@weascend.org



QUESTIONS?



CLOSING REMARKS



ADMINISTRATION FOR
CHILDREN & FAMILIES **FYSB** Family & Youth
Services Bureau

**THANK YOU!
PRESENTED BY**



SRAETTA

Sexual Risk Avoidance Education
Training and Technical Assistance



ADMINISTRATION FOR
CHILDREN & FAMILIES

FYSB Family & Youth
Services Bureau



SRAETTA

Sexual Risk Avoidance Education
Training and Technical Assistance

Field Talk: Answering the Questions Behind the Questions

TRACEY PIKE & RONALD LEE JR.

Ascend & The Yunion

February 25, 2021



ADMINISTRATION FOR
CHILDREN & FAMILIES **FYSB** Family & Youth
Services Bureau

**THANK YOU!
PRESENTED BY**



SRAETTA

Sexual Risk Avoidance Education
Training and Technical Assistance



ADMINISTRATION FOR
CHILDREN & FAMILIES

FYSB Family & Youth
Services Bureau